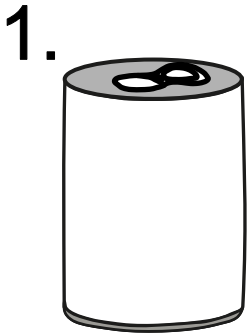



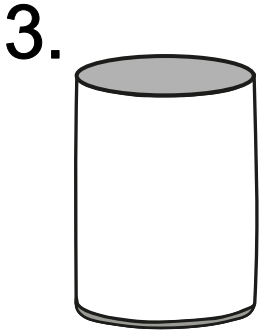
# How to Build Your Party In a Can



Start with a 15 ounce pop top can

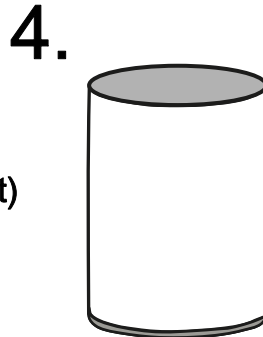


Turn can over, open the bottom. Save the lid.




Remember....you will be filling the can starting with the top (what the recipient will see first)

- start with filler (like shredded paper)
- add mini cupcake, sprinkles and frosting
- add the rest of the items (small toys, money, birthday candle, candy)



Using packing tape, place the bottom lid back on the can and seal with tape.



Turn can over, tape label to the can with packing tape.

